

Clip Fasteners

Clip attachment fasteners

For metal to metal, metal to wood

- Designed with unique head styles, drill point configurations and material types to meet performance requirements to attach standing seam roof clips.

- Engineered profile features preventing panel damage from fastener head contact.
- Engineered installation torque drive control for uniform installation performance.

Application



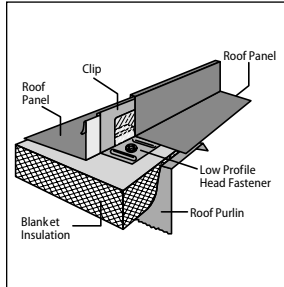
Clip Attachment Fasteners

**#10 Type A: Pancake Head**  
Carbon Steel, Zinc Plated  
Metal to wood



**#10 Self Drill: Pancake Head**  
Carbon Steel, Zinc Plated  
Metal to metal

Min projection: 3/8" of threads below substrate



**#10-12 Low Profile Pancake Head**

Head Height: .080 – .068  
Head Major O.D: .447 – .423  
Thread Major Dia: .194 – .188  
Thread Minor Dia: .133 – .126

**Strength (lbs ult.):**  
Tensile: 1825  
Torsional: 48 in-lbs  
Shear: 1535

**#10 Type A, Pull-out (lbs ult.):**

SPF wood:  
1" penetration: 821  
Plywood OSB  
3/4": 615 23/32": 355  
5/8": 521 19/32": 290

**#10 Self Drill, Pull-out (lbs ult.):**

12 ga (.105): 1782  
14 ga (.075): 1072  
16 ga (.060): 782


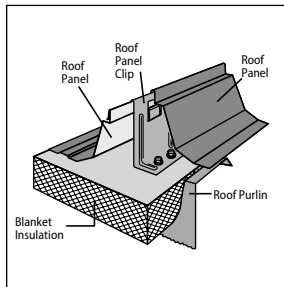
**1/4 - 14 #2 Point No Washer**

Drilling capacity (#2 point): .050 – .150

Attachment thickness:

Thickness is based on normal, single thickness purlin/girt or multiple material thickness combined for total.

Min projection: 3/8" of threads below substrate



5/16" AF Hex Washer Head  
3/8" AF Hex Washer Head  
Thread Major Dia: .246 – .240  
Thread Minor Dia: .192 – .185

**Strength (lbs ult.):**  
Tensile: 3800  
Torsional: 150 in-lbs  
Shear: 2850

**#2 Point, Pull-out (lbs ult.):**

12 ga (.105): 2088  
14 ga (.075): 1312  
16 ga (.060): 903

Notes

Dimensions are nominal inches unless noted. Pull-out values (pounds ultimate) are based on 50,000 psi hot rolled steel sheet material. Ultimate values listed are the result of laboratory testing. The specific job conditions should be considered and appropriate safety factors applied when specifying the proper fasteners.

Selection

Length	Part No.	Part No.	Part No.	Part No.
	#10 Type A	#10 Self-Drill	1/4 - 14 #2 Point 5/16 AF HWH	1/4 - 14 #2 Point 3/8 AF HWH
1"	A1187	S3450	—	S5171
1-1/4"	—	—	S5191	—
1-1/2"	—	—	S5286	S5271
2"	A1380	S4430	—	—

Installation

Tools: 2000 – 2500 rpm #10 self drill, 0 – 2000 rpm on 1/4-14 self drill screwdriver equipped with depth sensing nosepiece.

Options

Sentri™



Distributed by: 91-104 Kalaeloa Blvd, Kapolei HI 96707  
Ph: 808.682.3000 • Fax: 808.682.3636